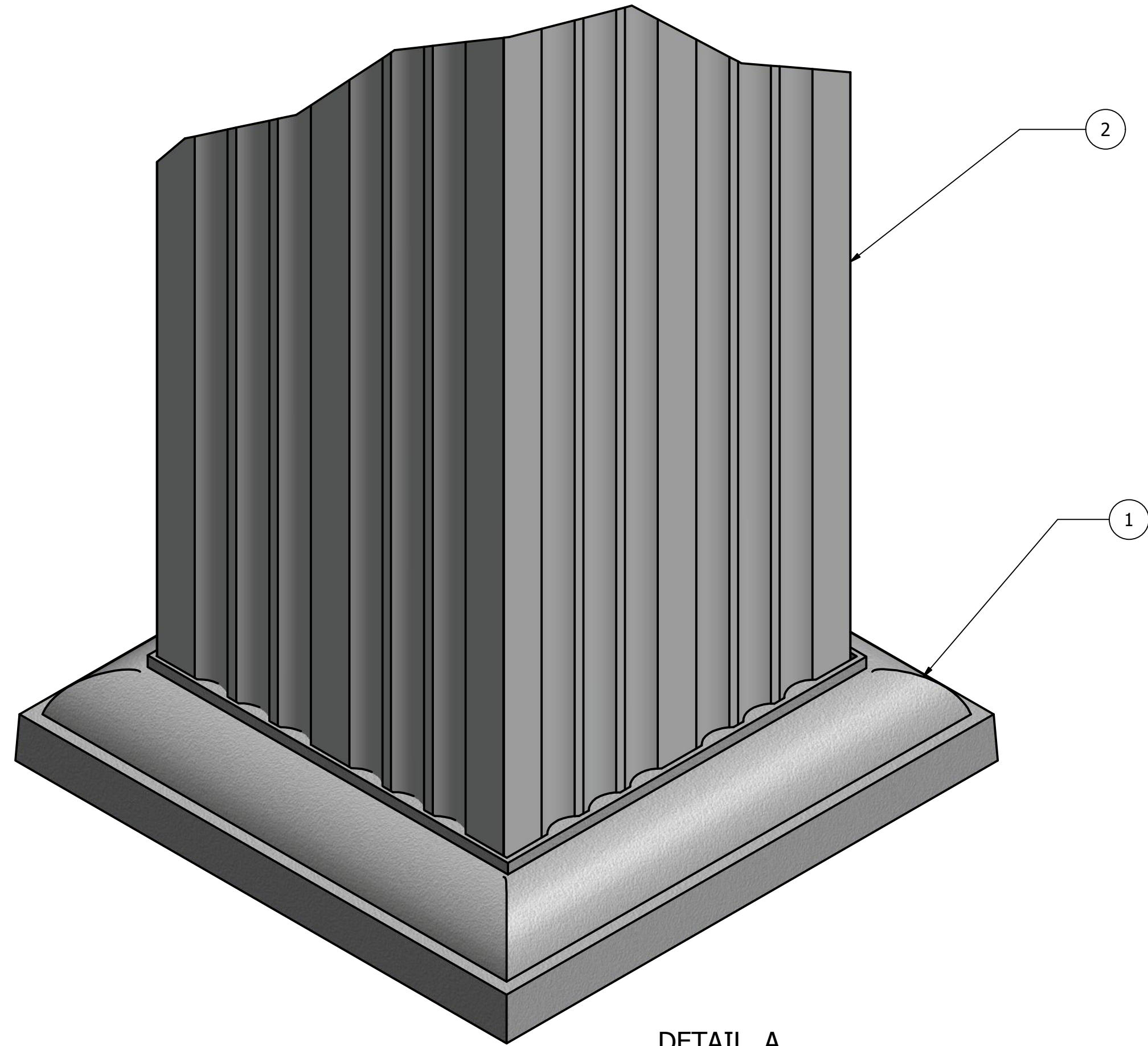

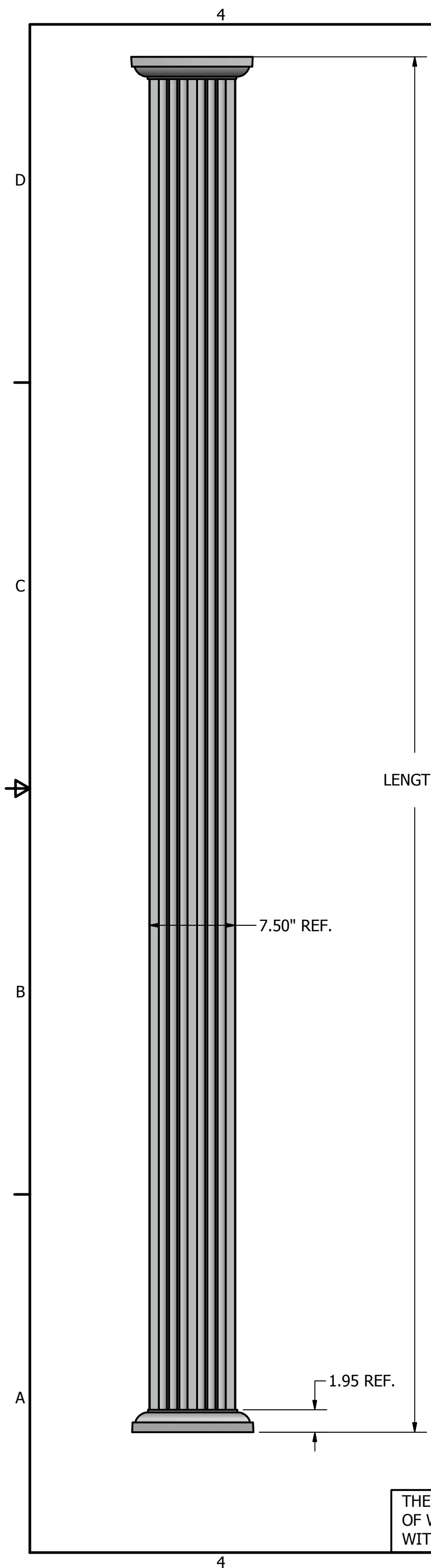


REVISION HISTORY					
ZONE	REV	DESCRIPTION	ECN #	MFG APPRO	DATE
	0				

**DRAWING FOR REFERENCE ONLY
UNCONTROLLED COPY
DATE: APRIL 12, 2015**



**DETAIL A
SCALE 0.60X**

PARTS LIST			
ITEM	QTY	PART NUMBER	DESCRIPTION / LENGTH
1	2	8in SQ CAP & BASE	
2	1	8" SQ ALUMINUM COLUMN	8', 9', 10', 11' AND 12'

DRAWN BY: DHLE	DATE: 9/6/2012
FINISH: TO BE PAINTED	
MASS: N/A	
MATERIAL: 6063-T6, DIE AF-4433	
ITEM CODE: NA	
LENGTH: VAR. 8'-12'	
CAD FILE: 8" SQ ALUM COL ASSY	

Worthington Millwork
17842 Ashley Drive, Suite C. Panama City Beach, FL 32413

CUSTOMER:
8" SQ ALUM COLUMN ASSEMBLY



SIZE C	DRAWING NO.: 8in Square Column Assembly	REV. 0
------------------	---	-----------

DIMENSIONS ARE IN INCHES.
UNLESS OTHERWISE SPECIFIED,
TOLERANCES ARE:

FRACTIONAL: $\pm \frac{1}{32}$ " ; ANGULARITY: $\pm 1'$
3 PLACES DECIMAL: $\pm .020$ "
2 PLACES DECIMAL: $\pm .031$ "
1 PLACE DECIMAL: $\pm .063$ "

THE INFORMATION CONTAINED IN THIS DRAWING IS THE SOLE PROPERTY
OF WORTHINGTON ANY REPRODUCTION IN PART OR WHOLE
WITHOUT THE WRITTEN PERMISSION OF WORTHINGTON IS PROHIBITED.